



PERFORMATM3 LOUDSPEAKER SERIES

PERFORMATM3

 **REVEL**[®]
by HARMAN

The World's Finest Loudspeakers



NO COMPROMISES. NO COMPARISON.

The Revel® Performa™3 Series is a comprehensive collection of loudspeakers and subwoofers that blend superior audio performance and stunning aesthetics. They don't sound like other speakers because they aren't crafted, engineered or tested like other speakers.

Whether you enjoy music or movies, Revel Performa3 loudspeakers offer astounding performance, remarkable value and zero compromises.

NEW TRANSDUCER DESIGNS

Revel Performa3 loudspeakers feature new transducers that incorporate several performance-enhancing advances. Motor-system distortion-reduction mechanisms stabilize the flux field during operation, which ensures low distortion even at high volume levels. Ribbed aluminum cones achieve ideal, pistonlike behavior, eliminating a major source of resonances that are audible in most loudspeakers. And cast-aluminum frames eliminate another common source of resonances that can compromise sound quality.

NEXT-GENERATION TWEETER WAVEGUIDES

The acoustic waveguides integrated into Performa3 tweeters use a breakthrough mathematical approach to waveguide modeling. The new waveguides accurately match the dispersion of the tweeter and midrange or woofer in the crossover region and provide consistent sound over a wide listening area. They also generate extremely smooth, far off-axis sound, a critical factor in overall sound quality. Unlike any previous waveguide designs, these extraordinary new waveguides actually increase dispersion at the highest frequencies, compared to conventional tweeters. The result of this remarkable feat is a noticeably improved sense of air and detail, contributing to greater musical enjoyment.

BEAUTIFUL ENCLOSURES

Performa3 Series loudspeakers are as pleasing to the eyes as they are to the ears. Their elegant enclosures are the product of a process developed and overseen by Italian luxury cabinetmakers. Available in Piano Black or High-Gloss Walnut – the M105, F206 and C205 are also available in Piano White, the enclosures exceed automotive-finish quality. Magnetic grilles eliminate unattractive hardware on the baffle and also minimize diffraction and veiling. The F206 and F208 models feature fully curved enclosures similar to those used by Revel Ultima2 Series loudspeakers.



LOW-DISTORTION PORTS

The M105, M106, F206 and F208 models incorporate sophisticated, fluid-model port designs. With identical flares on both ends, these ports keep distortion low by greatly minimizing dynamic compression and port-generated noise.














CROSSOVERS AND INPUT CONNECTORS

High-order crossovers dramatically reduce distortion and dynamic compression in Performa3 Series loudspeakers. This reduction results in cleaner sound and consistent sound quality over a wide dynamic range. These advanced crossovers also optimize timbre accuracy, enhancing the listener's musical enjoyment both on axis and throughout the room. Carefully selected crossover components help Performa3 loudspeakers achieve exceptional performance while establishing the benchmark for value.

POSITION-INDEPENDENT, DOUBLE-BLIND LISTENING TESTS

Every Revel loudspeaker is compared head-to-head with competitors' models in the world's only position-independent, double-blind listening facility. True research-quality processes assure the validity of the listening tests, which employ the latest psychoacoustic research. All Revel Performa3 loudspeakers are proven to be superior to their market competitors before they go into production.

REVEL® PERFORMA™3 LOUDSPEAKER SERIES | SPECIFICATIONS

| MODEL | DESCRIPTION | HF DRIVER | MF DRIVER | LF DRIVER | LF EXTENSION | DIMENSIONS (H X W X D) | FINISHES | NET WEIGHT |
|--|--|---|---------------------------------|--|--------------------------------------|--|-------------------------------------|--------------|
|  F208 | 3-way, dual 8" floorstanding loudspeaker | 1" aluminum tweeter with acoustic-lens waveguide | 5.25" aluminum cone, cast frame | Dual 8" aluminum cones, cast frame | -10dB@23Hz -6dB@27Hz -3dB@34Hz | 46.5" x 11.8" x 14.8" 1,182mm x 300mm x 375mm | Piano black, HG walnut | 80 lb (36kg) |
|  F206 | 3-way, dual 6.5" floorstanding loudspeaker | 1" aluminum tweeter with acoustic-lens waveguide | 5.25" aluminum cone, cast frame | Dual 6.5" aluminum cones, cast frame | -10dB@30Hz -6dB@36Hz -3dB@42Hz | 41.4" x 9.8" x 13.7" 1,051mm x 248.5mm x 347mm | Piano black, piano white, HG walnut | 58 lb (26kg) |
|  M106 | 2-way, 6.5" bookshelf loudspeaker | 1" aluminum tweeter with acoustic-lens waveguide | N/A | 6.5" aluminum cone, cast frame | -10dB@39Hz -6dB@54Hz -3dB@59Hz | 15" x 8.3" x 11" 381mm x 210mm x 278mm | Piano black, HG walnut | 19 lb (8kg) |
|  M105 | 2-way, 5.25" bookshelf loudspeaker | 1" aluminum tweeter with acoustic-lens waveguide | N/A | 5.25" aluminum cone, cast frame | -10dB@44Hz -6dB@56Hz -3dB@60Hz | 14" x 7.9" x 9.8" 356mm x 200mm x 248mm | Piano black, piano white, HG walnut | 16 lb (7kg) |
|  M stand | Optional stand for M105/M106 | - | - | - | - | 25" x 9.4" x 11.5" 635mm x 238mm x 291mm | Black, white | 8 lb (4kg) |
|  C208 | 3-way, dual 8" center-channel loudspeaker | 1" aluminum tweeter with acoustic-lens waveguide | 4" aluminum cone, cast frame | Dual 8" aluminum cones, cast frame | -10dB@34Hz -6dB@41Hz -3dB@50Hz | 11.8" x 28.9" x 13.8" 300mm x 735mm x 350mm | Piano black, HG walnut | 52 lb (23kg) |
|  C205 | 2-way, dual 5.25" center-channel loudspeaker | 1" aluminum tweeter with acoustic-lens waveguide | N/A | Dual 5.25" aluminum cones, cast frame | -10dB@46Hz -6dB@62Hz -3dB@80Hz | 7.9" x 21" x 11.5" 200mm x 532mm x 292mm | Piano black, piano white, HG walnut | 26 lb (12kg) |
|  C stand | Optional stand for C205/C208 | - | - | - | - | 10.8" x 21.4" x 11.9" 275mm x 544mm x 301mm | Black, white | 15 lb (7kg) |
|  S206 | 2-way, dual 6.5" bipole surround loudspeaker | Dual 1" aluminum tweeters with acoustic-lens waveguides | N/A | Dual 6.5" aluminum cones, cast frame | -10dB@52Hz -6dB@58Hz -3dB@65Hz | 13.5" x 15.8" x 8.5" 343mm x 400mm x 216mm | Matte black | 16 lb (7kg) |
|  B112 | 12" 1,000W powered subwoofer w/DSP EQ | N/A | N/A | 12" cone with 50mm 2-layer voice coil, triple-stacked magnet assembly, vented cast frame | - | 17.8" x 15.7" x 16.5" 461.5mm x 403.5mm x 418.5mm | Piano black, HG walnut | 70 lb (32kg) |
|  B110 | 10" 1,000W powered subwoofer w/DSP EQ | N/A | N/A | 10" cone with 50mm 2-layer voice coil, triple-stacked magnet assembly, vented cast frame | - | 16.2" x 14.2" x 13.4" 411mm x 362mm x 342.4mm | Piano black, HG walnut | 56 lb (25kg) |

